



BROILER
**Performance
Objectives**

2012



ROSS
An Aviagen Brand

Introduction

This booklet contains the performance objectives for *Ross 708 Broiler* and is to be used with the *Ross Broiler Management Manual*.

Performance

These objectives indicate the performance achievable under good management and environmental conditions and when feeding nutrient levels described in the *Ross 708 Broiler Nutrition Specification*.

Producers may find that local factors prevent such performance being achieved. For example:

- The availability of raw materials may limit nutrient content and intake.
- Extreme climatic conditions will reduce performance.
- Economic considerations may limit choice of production systems.

Therefore average performance may be lower.

The objectives are presented in two sections to reflect the global nature of the publication. **Section 9** contains the performance data in metric measurement and **Section 1b** contains imperial measurements.

In the tables values are rounded, this may result in small inaccuracies when using the objectives to calculate other performance statistics.

Yields will vary between processing plants depending on type of equipment used (e.g. carcass chilling technology, automated versus manual de-boning) and the exact portion being produced.

For further information on the management of Ross stock, please contact your local Technical Service Manager or the Technical Service Department.

Contents

04		<i>Key Management Points</i>
06-07	Section <i>g</i>	<i>As-Hatched Performance</i>
08-09	Section <i>g</i>	<i>Male Performance</i>
10-11	Section <i>g</i>	<i>Female Performance</i>
14-15	Section <i>lb</i>	<i>As-Hatched Performance</i>
16-17	Section <i>lb</i>	<i>Male Performance</i>
18-19	Section <i>lb</i>	<i>Female Performance</i>
20-21		<i>Carcass Yield</i>

Key Management Points

The Ross 708 is a robust, fast growing, feed efficient broiler with good meat yield. It is designed to satisfy the demands of customers who require consistency of performance and the versatility to meet a broad range of end product requirements. Cost effective production of chicken meat depends on achieving good bird performance and the following points are important for optimizing performance of the Ross 708 broiler:

- Maximize chick quality by good management of hatching, storage and transport conditions.
- Design the brooding set-up to ensure easy access to water and feed at placement and to ease the transition between supplementary systems and the automated feeders and drinkers at 4-5 days. Feed a highly digestible and nutritionally balanced Starter diet.
- Keep chicks in their thermal comfort zone by monitoring chick behavior, but beware of low relative humidities (less than 50% RH). Establish a minimum ventilation program from day one.
- Monitor crop fill, feeding and drinking behavior and 7-day live weight to allow continuous improvement of the brooding set-up.
- Keep birds in their thermal comfort zone throughout the growing period. Fast growing broilers produce large amounts of heat, particularly in the second half of the growout period. Keeping ambient temperatures less than 21°C (69.8°F) from 21 days onwards may improve growth rates.
- Maintain high standards of biosecurity and cleanliness to keep disease to a minimum.

Contents (g)

06-07 **Section g** *As-Hatched Performance*

08-09 **Section g** *Male Performance*

10-11 **Section g** *Female Performance*

As-Hatched Performance

Day	Body weight (g) ¹	Daily gain (g)	Av. daily gain/week (g)	Daily intake (g)	Cum. intake (g) ²	FCR ³
0	42					
1	54	12		12	12	0.221
2	69	15		15	27	0.395
3	85	17		18	45	0.533
4	104	19		22	67	0.643
5	126	21		25	92	0.732
6	150	24		28	120	0.805
7	176	27	19.21	32	153	0.865
8	206	30		36	189	0.916
9	239	33		40	229	0.959
10	274	36		45	273	0.997
11	313	39		49	323	1.031
12	355	42		54	376	1.061
13	399	45		59	435	1.089
14	447	48	38.68	64	499	1.115
15	498	51		69	568	1.140
16	552	54		74	642	1.163
17	609	57		80	722	1.186
18	669	60		86	808	1.208
19	731	62		91	899	1.230
20	796	65		97	996	1.251
21	864	68	59.52	103	1098	1.272
22	934	70		108	1207	1.292
23	1006	72		114	1321	1.313
24	1081	75		120	1441	1.333
25	1158	77		126	1567	1.354
26	1236	79		131	1698	1.374
27	1316	80		137	1835	1.394
28	1398	82	76.36	142	1977	1.414
29	1482	83		148	2125	1.434
30	1566	85		153	2278	1.454
31	1652	86		158	2436	1.474
32	1739	87		163	2599	1.495
33	1827	88		168	2767	1.515
34	1916	89		173	2940	1.535
35	2005	89	86.68	177	3118	1.555

As-Hatched Performance continued

Day	Body weight (g) ¹	Daily gain (g)	Av. daily gain/week (g)	Daily intake (g)	Cum. intake (g) ²	FCR ³
36	2095	90		182	3299	1.575
37	2185	90		186	3486	1.595
38	2276	91		190	3676	1.615
39	2367	91		194	3870	1.635
40	2457	91		198	4068	1.655
41	2548	91		202	4270	1.676
42	2639	91	90.56	205	4475	1.696
43	2730	91		209	4684	1.716
44	2820	90		212	4895	1.736
45	2910	90		215	5110	1.756
46	2999	89		218	5328	1.776
47	3088	89		220	5548	1.797
48	3176	88		223	5771	1.817
49	3264	88	89.29	225	5996	1.837
50	3351	87		227	6224	1.857
51	3437	86		229	6453	1.877
52	3522	85		231	6684	1.898
53	3607	84		233	6917	1.918
54	3690	83		234	7151	1.938
55	3772	82		236	7387	1.958
56	3853	81	84.12	237	7624	1.979
57	3933	80		238	7861	1.999
58	4011	79		238	8100	2.019
59	4089	77		239	8339	2.040
60	4164	76		239	8578	2.060
61	4239	74		239	8817	2.080
62	4312	73		239	9057	2.100
63	4383	71	75.76	239	9296	2.121
64	4453	70		239	9534	2.141
65	4521	68		238	9772	2.161
66	4588	67		237	10009	2.182
67	4653	65		236	10245	2.202
68	4716	63		235	10480	2.222
69	4777	61		233	10713	2.243
70	4836	59	64.71	232	10944	2.263

NOTES

¹On-farm body weight (i.e. feed present in intestinal tract)

²Feed consumption per living bird

³FCR includes initial body weight at placement and does not account for mortality

In the table values are rounded, this may result in small inaccuracies when using the objectives to calculate other performance statistics.

Male Performance

Day	Body weight (g) ¹	Daily gain (g)	Av. daily gain/week (g)	Daily intake (g)	Cum. intake (g) ²	FCR ³
0	42					
1	54	13		12	12	0.215
2	69	15		15	27	0.387
3	86	17		18	45	0.523
4	104	19		21	66	0.634
5	126	21		25	91	0.723
6	150	24		28	119	0.797
7	177	27	19.40	32	152	0.858
8	207	30		36	188	0.910
9	240	33		41	229	0.955
10	276	36		45	274	0.994
11	315	39		50	324	1.028
12	358	43		55	379	1.059
13	404	46		60	439	1.087
14	453	49	39.44	66	504	1.114
15	506	53		71	576	1.139
16	562	56		77	653	1.162
17	621	59		83	735	1.185
18	683	63		89	824	1.206
19	749	66		95	920	1.228
20	818	69		102	1021	1.248
21	890	72	62.43	108	1129	1.269
22	965	75		114	1243	1.289
23	1042	77		121	1364	1.309
24	1122	80		127	1491	1.329
25	1205	83		134	1625	1.349
26	1290	85		140	1765	1.368
27	1377	87		146	1911	1.388
28	1466	89	82.34	153	2064	1.408
29	1557	91		159	2222	1.427
30	1650	93		165	2387	1.447
31	1745	94		171	2558	1.466
32	1840	96		176	2734	1.485
33	1938	97		182	2916	1.505
34	2036	98		187	3103	1.524
35	2135	99	95.50	192	3295	1.544

Male Performance continued

Day	Body weight (g) ¹	Daily gain (g)	Av. daily gain/week (g)	Daily intake (g)	Cum. intake (g) ²	FCR ³
36	2235	100		198	3493	1.563
37	2335	101		202	3695	1.582
38	2436	101		207	3902	1.602
39	2538	101		212	4114	1.621
40	2639	102		216	4330	1.641
41	2741	102		220	4550	1.660
42	2842	102	101.07	224	4774	1.679
43	2944	101		228	5001	1.699
44	3045	101		231	5232	1.718
45	3146	101		234	5466	1.738
46	3246	100		237	5704	1.757
47	3346	100		240	5944	1.777
48	3445	99		243	6187	1.796
49	3543	98	100.16	246	6433	1.815
50	3641	98		248	6681	1.835
51	3738	97		250	6931	1.854
52	3833	96		252	7183	1.874
53	3928	95		254	7436	1.893
54	4022	94		255	7692	1.913
55	4114	92		257	7949	1.932
56	4206	91	94.59	258	8207	1.951
57	4296	90		259	8466	1.971
58	4384	89		260	8726	1.990
59	4472	87		261	8987	2.010
60	4558	86		262	9249	2.029
61	4643	85		262	9511	2.049
62	4726	83		263	9774	2.068
63	4808	82	86.07	263	10037	2.088
64	4888	80		263	10300	2.107
65	4967	79		263	10563	2.126
66	5045	77		263	10826	2.146
67	5121	76		263	11088	2.165
68	5195	74		262	11351	2.185
69	5268	73		262	11612	2.204
70	5339	71	75.86	261	11873	2.224

NOTES

¹On-farm body weight (i.e. feed present in intestinal tract)

²Feed consumption per living bird

³FCR includes initial body weight at placement and does not account for mortality

In the table values are rounded, this may result in small inaccuracies when using the objectives to calculate other performance statistics.

Female Performance

Day	Body weight (g) ¹	Daily gain (g)	Av. daily gain/week (g)	Daily intake (g)	Cum. intake (g) ²	FCR ³
0	42					
1	53	11		12	12	0.227
2	68	15		15	28	0.404
3	85	17		19	46	0.542
4	104	19		22	68	0.652
5	125	21		25	93	0.741
6	149	24		28	121	0.812
7	176	27	19.16	32	153	0.871
8	206	29		36	189	0.921
9	238	32		40	229	0.964
10	273	35		44	273	1.001
11	311	38		48	321	1.034
12	352	41		53	374	1.063
13	395	44		57	431	1.091
14	442	46	37.92	62	493	1.117
15	491	49		67	560	1.141
16	542	52		72	632	1.165
17	597	54		77	709	1.188
18	654	57		82	791	1.210
19	713	59		87	878	1.232
20	774	61		92	970	1.253
21	838	64	56.60	97	1068	1.274
22	903	66		103	1170	1.296
23	971	67		108	1278	1.317
24	1040	69		113	1391	1.337
25	1110	71		118	1508	1.358
26	1182	72		123	1631	1.379
27	1256	73		127	1758	1.400
28	1330	75	70.38	132	1890	1.421
29	1406	76		137	2027	1.441
30	1483	77		141	2168	1.462
31	1560	77		146	2313	1.483
32	1638	78		150	2463	1.504
33	1717	79		154	2617	1.524
34	1796	79		158	2775	1.545
35	1875	80	77.86	162	2937	1.566

Female Performance continued

Day	Body weight (g) ¹	Daily gain (g)	Av. daily gain/week (g)	Daily intake (g)	Cum. intake (g) ²	FCR ³
36	1955	80		166	3103	1.587
37	2035	80		169	3272	1.608
38	2116	80		173	3445	1.628
39	2196	80		176	3621	1.649
40	2276	80		180	3801	1.670
41	2356	80		183	3984	1.691
42	2436	80	80.05	186	4170	1.712
43	2515	80		189	4359	1.733
44	2595	79		192	4551	1.754
45	2674	79		195	4745	1.775
46	2752	79		197	4942	1.796
47	2830	78		200	5142	1.817
48	2908	78		202	5344	1.838
49	2985	77	78.42	204	5548	1.859
50	3061	76		206	5754	1.880
51	3136	75		208	5961	1.901
52	3211	75		209	6171	1.922
53	3285	74		211	6382	1.943
54	3358	73		212	6594	1.964
55	3430	72		213	6807	1.985
56	3500	71	73.64	214	7022	2.006
57	3570	70		215	7236	2.027
58	3638	68		215	7452	2.048
59	3705	67		215	7667	2.069
60	3771	66		215	7883	2.090
61	3835	64		215	8098	2.112
62	3898	63		215	8312	2.133
63	3958	61	65.45	214	8526	2.154
64	4018	59		213	8739	2.175
65	4075	57		211	8950	2.196
66	4131	56		210	9159	2.217
67	4184	54		208	9367	2.239
68	4236	52		206	9573	2.260
69	4286	50		203	9776	2.281
70	4333	48	53.55	201	9976	2.302

NOTES

¹On-farm body weight (i.e. feed present in intestinal tract)

²Feed consumption per living bird

³FCR includes initial body weight at placement and does not account for mortality

In the table values are rounded, this may result in small inaccuracies when using the objectives to calculate other performance statistics.

Contents

- 14-15 **Section lb** *As-Hatched Performance*
- 16-17 **Section lb** *Male Performance*
- 18-19 **Section lb** *Female Performance*

As-Hatched Performance

Day	Body weight (lb) ¹	Daily gain (lb)	Av. daily gain/week (lb)	Daily intake (lb)	Cum. intake (lb) ²	FCR ³
0	0.093					
1	0.119	0.026		0.026	0.026	0.221
2	0.151	0.032		0.033	0.060	0.395
3	0.188	0.037		0.040	0.100	0.533
4	0.230	0.042		0.048	0.148	0.643
5	0.277	0.047		0.055	0.203	0.732
6	0.330	0.053		0.063	0.266	0.805
7	0.389	0.059	0.042	0.071	0.336	0.865
8	0.454	0.065		0.080	0.416	0.916
9	0.526	0.072		0.089	0.505	0.959
10	0.605	0.078		0.098	0.603	0.997
11	0.690	0.085		0.108	0.711	1.031
12	0.782	0.092		0.119	0.830	1.061
13	0.880	0.099		0.129	0.959	1.089
14	0.986	0.106	0.085	0.141	1.100	1.115
15	1.098	0.112		0.152	1.252	1.140
16	1.217	0.119		0.164	1.416	1.163
17	1.342	0.125		0.176	1.592	1.186
18	1.474	0.132		0.189	1.781	1.208
19	1.612	0.138		0.201	1.982	1.230
20	1.755	0.144		0.214	2.195	1.251
21	1.904	0.149	0.131	0.226	2.422	1.272
22	2.059	0.155		0.239	2.661	1.292
23	2.219	0.160		0.252	2.913	1.313
24	2.383	0.164		0.264	3.177	1.333
25	2.552	0.169		0.277	3.454	1.354
26	2.725	0.173		0.289	3.744	1.374
27	2.902	0.177		0.302	4.045	1.394
28	3.083	0.181	0.168	0.314	4.359	1.414
29	3.267	0.184		0.326	4.685	1.434
30	3.453	0.187		0.337	5.022	1.454
31	3.643	0.189		0.349	5.371	1.474
32	3.834	0.192		0.360	5.731	1.495
33	4.028	0.194		0.370	6.101	1.515
34	4.224	0.195		0.381	6.482	1.535
35	4.421	0.197	0.191	0.391	6.873	1.555

As-Hatched Performance continued

Day	Body weight (lb) ¹	Daily gain (lb)	Av. daily gain/week (lb)	Daily intake (lb)	Cum. intake (lb) ²	FCR ³
36	4.619	0.198		0.401	7.274	1.575
37	4.818	0.199		0.410	7.684	1.595
38	5.017	0.200		0.419	8.104	1.615
39	5.217	0.200		0.428	8.532	1.635
40	5.418	0.200		0.437	8.969	1.655
41	5.618	0.200		0.445	9.413	1.676
42	5.818	0.200	0.200	0.452	9.866	1.696
43	6.018	0.200		0.460	10.326	1.716
44	6.217	0.199		0.467	10.793	1.736
45	6.415	0.198		0.474	11.266	1.756
46	6.612	0.197		0.480	11.746	1.776
47	6.808	0.196		0.486	12.232	1.797
48	7.003	0.195		0.491	12.723	1.817
49	7.196	0.193	0.197	0.496	13.219	1.837
50	7.388	0.192		0.501	13.721	1.857
51	7.577	0.190		0.506	14.226	1.877
52	7.765	0.188		0.510	14.736	1.898
53	7.951	0.186		0.513	15.249	1.918
54	8.134	0.183		0.517	15.766	1.938
55	8.316	0.181		0.519	16.286	1.958
56	8.494	0.179	0.185	0.522	16.807	1.979
57	8.670	0.176		0.524	17.331	1.999
58	8.843	0.173		0.526	17.857	2.019
59	9.014	0.170		0.527	18.384	2.040
60	9.181	0.167		0.527	18.911	2.060
61	9.345	0.164		0.528	19.439	2.080
62	9.506	0.161		0.528	19.966	2.100
63	9.663	0.157	0.167	0.527	20.493	2.121
64	9.817	0.154		0.526	21.019	2.141
65	9.968	0.150		0.524	21.543	2.161
66	10.114	0.147		0.522	22.066	2.182
67	10.257	0.143		0.520	22.586	2.202
68	10.396	0.139		0.517	23.103	2.222
69	10.531	0.135		0.514	23.618	2.243
70	10.662	0.131	0.143	0.511	24.128	2.263

NOTES

¹On-farm body weight (i.e. feed present in intestinal tract)

²Feed consumption per living bird

³FCR includes initial body weight at placement and does not account for mortality

In the table values are rounded, this may result in small inaccuracies when using the objectives to calculate other performance statistics.

Male Performance

Day	Body weight (lb) ¹	Daily gain (lb)	Av. daily gain/week (lb)	Daily intake (lb)	Cum. intake (lb) ²	FCR ³
0	0.093					
1	0.120	0.030		0.026	0.026	0.215
2	0.152	0.032		0.033	0.059	0.387
3	0.189	0.037		0.040	0.099	0.523
4	0.230	0.042		0.047	0.146	0.634
5	0.277	0.047		0.055	0.201	0.723
6	0.331	0.053		0.063	0.263	0.797
7	0.390	0.059	0.043	0.071	0.335	0.858
8	0.456	0.066		0.080	0.415	0.910
9	0.528	0.073		0.090	0.504	0.955
10	0.608	0.080		0.100	0.604	0.994
11	0.694	0.087		0.110	0.714	1.028
12	0.788	0.094		0.121	0.835	1.059
13	0.890	0.101		0.133	0.967	1.087
14	0.998	0.109	0.087	0.144	1.112	1.114
15	1.114	0.116		0.157	1.269	1.139
16	1.238	0.123		0.170	1.439	1.162
17	1.369	0.131		0.183	1.621	1.185
18	1.507	0.138		0.196	1.818	1.206
19	1.652	0.145		0.210	2.028	1.228
20	1.803	0.152		0.224	2.251	1.248
21	1.962	0.158	0.138	0.238	2.489	1.269
22	2.127	0.165		0.252	2.741	1.289
23	2.297	0.171		0.266	3.008	1.309
24	2.474	0.177		0.280	3.288	1.329
25	2.656	0.182		0.295	3.583	1.349
26	2.844	0.187		0.309	3.891	1.368
27	3.036	0.192		0.323	4.214	1.388
28	3.233	0.197	0.182	0.336	4.550	1.408
29	3.433	0.201		0.350	4.900	1.427
30	3.638	0.205		0.363	5.263	1.447
31	3.846	0.208		0.376	5.639	1.466
32	4.058	0.211		0.389	6.027	1.485
33	4.272	0.214		0.401	6.428	1.505
34	4.488	0.216		0.413	6.841	1.524
35	4.706	0.218	0.211	0.424	7.265	1.544

Male Performance continued

Day	Body weight (lb) ¹	Daily gain (lb)	Av. daily gain/week (lb)	Daily intake (lb)	Cum. intake (lb) ²	FCR ³
36	4.927	0.220		0.435	7.700	1.563
37	5.148	0.222		0.446	8.147	1.582
38	5.371	0.223		0.457	8.603	1.602
39	5.594	0.223		0.466	9.070	1.621
40	5.818	0.224		0.476	9.545	1.641
41	6.042	0.224		0.485	10.030	1.660
42	6.266	0.224	0.223	0.493	10.524	1.679
43	6.490	0.224		0.502	11.025	1.699
44	6.713	0.223		0.509	11.535	1.718
45	6.935	0.222		0.517	12.051	1.738
46	7.156	0.221		0.523	12.575	1.757
47	7.376	0.220		0.530	13.104	1.777
48	7.595	0.219		0.536	13.640	1.796
49	7.812	0.217	0.221	0.541	14.181	1.815
50	8.027	0.215		0.546	14.728	1.835
51	8.240	0.213		0.551	15.279	1.854
52	8.451	0.211		0.556	15.835	1.874
53	8.660	0.209		0.560	16.394	1.893
54	8.866	0.206		0.563	16.957	1.913
55	9.070	0.204		0.566	17.524	1.932
56	9.272	0.201	0.209	0.569	18.093	1.951
57	9.470	0.199		0.572	18.664	1.971
58	9.666	0.196		0.574	19.238	1.990
59	9.859	0.193		0.576	19.814	2.010
60	10.049	0.190		0.577	20.391	2.029
61	10.236	0.187		0.578	20.969	2.049
62	10.419	0.184		0.579	21.548	2.068
63	10.600	0.181	0.190	0.580	22.128	2.088
64	10.777	0.177		0.580	22.708	2.107
65	10.951	0.174		0.580	23.287	2.126
66	11.122	0.171		0.579	23.867	2.146
67	11.289	0.167		0.579	24.446	2.165
68	11.453	0.164		0.578	25.023	2.185
69	11.614	0.160		0.577	25.600	2.204
70	11.771	0.157	0.167	0.575	26.176	2.224

NOTES

¹On-farm body weight (i.e. feed present in intestinal tract)

²Feed consumption per living bird

³FCR includes initial body weight at placement and does not account for mortality

In the table values are rounded, this may result in small inaccuracies when using the objectives to calculate other performance statistics.

Female Performance

Day	Body weight (lb) ¹	Daily gain (lb)	Av. daily gain/week (lb)	Daily intake (lb)	Cum. intake (lb) ²	FCR ³
0	0.093					
1	0.118	0.025		0.027	0.027	0.227
2	0.150	0.032		0.034	0.061	0.404
3	0.187	0.037		0.041	0.102	0.542
4	0.229	0.042		0.048	0.150	0.652
5	0.277	0.047		0.055	0.205	0.741
6	0.329	0.053		0.063	0.268	0.812
7	0.388	0.059	0.042	0.071	0.338	0.871
8	0.453	0.065		0.079	0.417	0.921
9	0.524	0.071		0.088	0.505	0.964
10	0.601	0.077		0.097	0.602	1.001
11	0.685	0.084		0.106	0.708	1.034
12	0.775	0.090		0.116	0.824	1.063
13	0.871	0.096		0.126	0.951	1.091
14	0.973	0.102	0.084	0.137	1.087	1.117
15	1.082	0.108		0.147	1.235	1.141
16	1.196	0.114		0.158	1.393	1.165
17	1.316	0.120		0.170	1.563	1.188
18	1.441	0.125		0.181	1.744	1.210
19	1.572	0.130		0.192	1.936	1.232
20	1.707	0.135		0.203	2.139	1.253
21	1.847	0.140	0.125	0.215	2.354	1.274
22	1.991	0.144		0.226	2.580	1.296
23	2.140	0.148		0.237	2.817	1.317
24	2.292	0.152		0.248	3.066	1.337
25	2.448	0.156		0.259	3.325	1.358
26	2.607	0.159		0.270	3.595	1.379
27	2.769	0.162		0.281	3.876	1.400
28	2.933	0.164	0.155	0.291	4.167	1.421
29	3.100	0.167		0.301	4.468	1.441
30	3.269	0.169		0.311	4.779	1.462
31	3.439	0.171		0.321	5.100	1.483
32	3.611	0.172		0.330	5.430	1.504
33	3.785	0.173		0.339	5.770	1.524
34	3.959	0.175		0.348	6.118	1.545
35	4.135	0.175	0.172	0.357	6.475	1.566

Female Performance continued

Day	Body weight (lb) ¹	Daily gain (lb)	Av. daily gain/week (lb)	Daily intake (lb)	Cum. intake (lb) ²	FCR ³
36	4.311	0.176		0.365	6.840	1.587
37	4.487	0.176		0.373	7.214	1.608
38	4.664	0.177		0.381	7.595	1.628
39	4.841	0.177		0.389	7.984	1.649
40	5.017	0.177		0.396	8.380	1.670
41	5.194	0.177		0.403	8.783	1.691
42	5.370	0.176	0.176	0.410	9.193	1.712
43	5.546	0.176		0.417	9.610	1.733
44	5.721	0.175		0.423	10.033	1.754
45	5.895	0.174		0.429	10.462	1.775
46	6.068	0.173		0.434	10.896	1.796
47	6.240	0.172		0.440	11.336	1.817
48	6.411	0.171		0.445	11.781	1.838
49	6.580	0.170	0.173	0.450	12.231	1.859
50	6.748	0.168		0.454	12.685	1.880
51	6.915	0.166		0.458	13.143	1.901
52	7.079	0.165		0.462	13.604	1.922
53	7.242	0.163		0.465	14.069	1.943
54	7.402	0.161		0.468	14.537	1.964
55	7.561	0.158		0.470	15.008	1.985
56	7.717	0.156	0.162	0.472	15.480	2.006
57	7.870	0.153		0.474	15.953	2.027
58	8.021	0.151		0.475	16.428	2.048
59	8.169	0.148		0.475	16.903	2.069
60	8.313	0.145		0.475	17.378	2.090
61	8.455	0.141		0.474	17.852	2.112
62	8.592	0.138		0.473	18.325	2.133
63	8.727	0.134	0.144	0.471	18.796	2.154
64	8.857	0.131		0.469	19.265	2.175
65	8.984	0.127		0.466	19.731	2.196
66	9.107	0.123		0.462	20.193	2.217
67	9.225	0.118		0.458	20.651	2.239
68	9.339	0.114		0.453	21.104	2.260
69	9.448	0.109		0.448	21.552	2.281
70	9.553	0.105	0.118	0.442	21.994	2.302

NOTES

¹On-farm body weight (i.e. feed present in intestinal tract)

²Feed consumption per living bird

³FCR includes initial body weight at placement and does not account for mortality

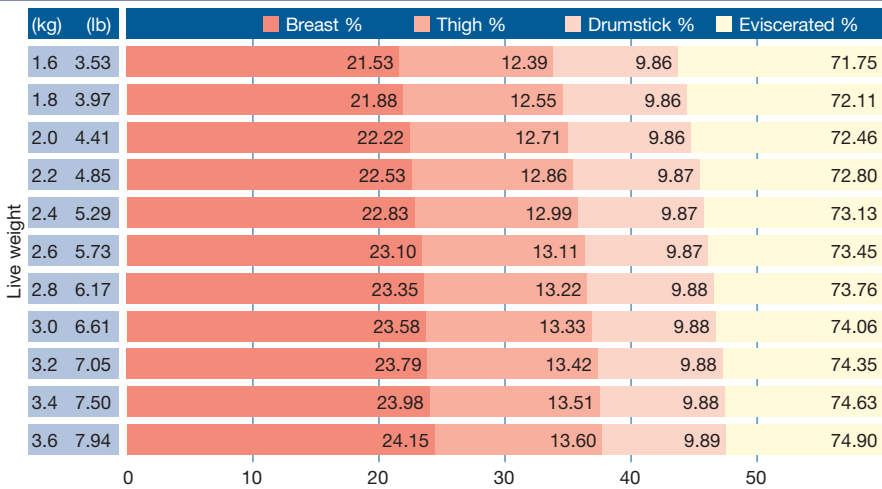
In the table values are rounded, this may result in small inaccuracies when using the objectives to calculate other performance statistics.

ROSS 708 BROILER: Performance Objectives

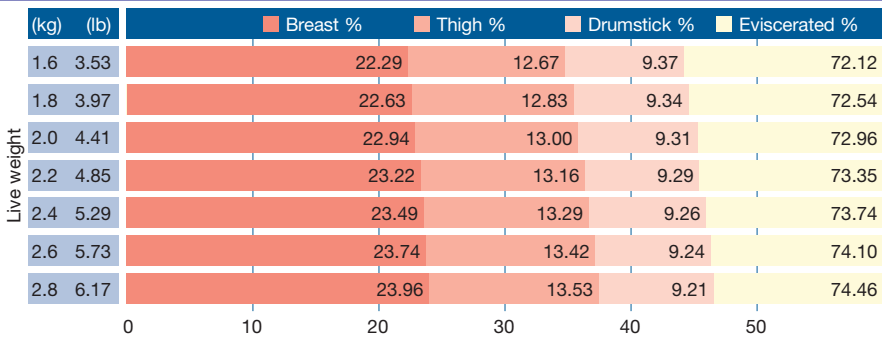
Carcass Yield

The following diagrams indicate how yields of the major portions change with increasing live weight in each sex. Two types of processing are described: eviscerated yield is broken down into breast meat, thigh and drumstick to represent a portioning operation and into breast meat and leg meat to represent a deboning operation.

ROSS 708 Male - Portion

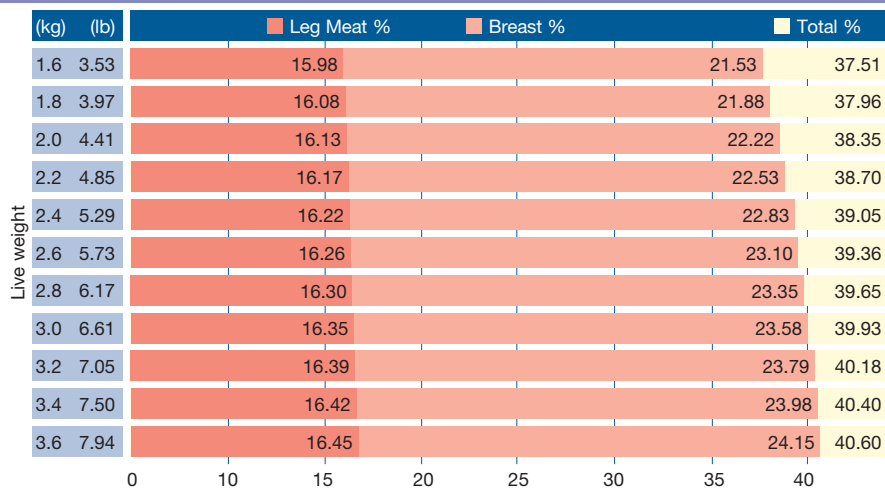


ROSS 708 Female - Portion

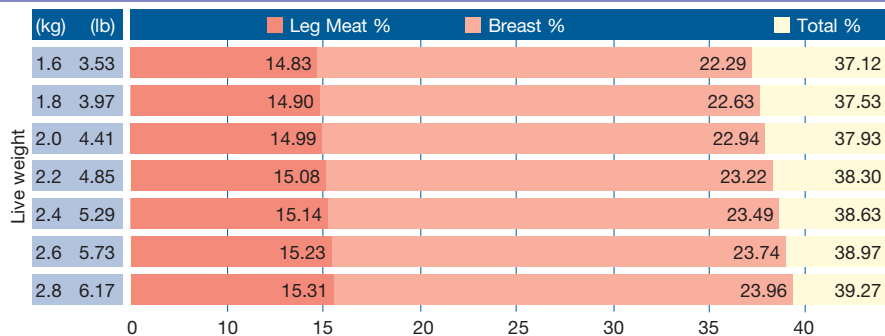


ROSS 708 BROILER: Performance Objectives

ROSS 708 Male - Debone



ROSS 708 Female - Debone



Definitions of terms:

Eviscerated % eviscerated carcass (without neck, abdominal fat and internal organs) as a percentage of live weight.

Breast % breast meat (without skin and bone removed) as a percentage of live weight.

Thigh/Drumstick % whole thigh/drumstick (with skin and bone in) as a percentage of live weight.

Leg Meat % sum of deboned thigh (without skin) and deboned drumstick (without skin) as a percentage of live weight.

NOTE: These figures represent dry yield. They do not include any moisture retained during chilling or processing. Carcass component yields will vary among processing plants depending on, for example, type of equipment used and the exact portion(s) being produced.

Notes

A series of horizontal dotted lines intended for taking notes.

Notes

A series of horizontal dotted lines for taking notes.



Every attempt has been made to ensure the accuracy and relevance of the information presented. However, Aviagen accepts no liability for the consequences of using the information for the management of chickens.

For further information on the management of Ross stock, please contact your local Technical Service Manager or the Technical Services Department.